

Safety Innovation from a designer: rise-fall light fittings to a listed church

Falls from height remain the biggest cause of fatal and major injury in the UK construction industry (38 deaths and 1393 major injuries in 2003/4 according to HSE statistics). Many of these occur during maintenance operations. Ladders are intrinsically dangerous to use; figures for non-work related (ie home and leisure) non-fatal accidents indicate that in 2002 a total of 47097 of these involved ladders (DTI HASS and LASS statistics page 152).

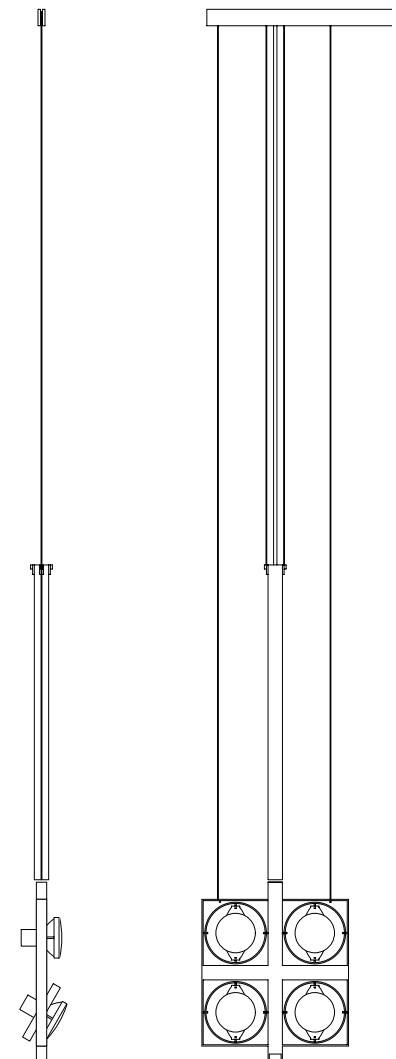
This project involved a new lighting scheme to a church in Camberwell, south London. A masterpiece of Victorian design dating from 1844 to a competition-winning scheme by Sir George Gilbert Scott, the interior of the church is of cathedral scale. The architect, Tim Gough of Austin Winkley & Associates, was concerned that any lighting scheme would:

respect the historic character of the building, and thus satisfy the requirements English Heritage, the Diocese of Southwark, the Victorian Society and other conservation bodies

be aesthetically appropriate and discrete

provide a safe future method for the maintenance of new light fittings

The solution is an innovative hanging light fitting designed specifically for the church which incorporates a manual rise-fall mechanism within the fitting itself.



The fitting can be raised or lowered from its normal hanging height by means of a rod/hook arrangement; pulleys at high level allow a counter-balance within the fitting to rise as the main section is lowered to within reach of floor level. Each fitting has four gimbel-mounted flood or spot lamps which can be adjusted, cleaned and changed at ground level, giving an inherently safe and flexible means of lighting the church.

The flexibility of the arrangement means that almost all the fittings in this church are of this one type; the lamps can be rotated to light the congregation, the worship space or architectural features according to the position of the fitting, and a sophisticated dimming system allows different scenes to be set.

This lighting scheme:

- reduces or removes the dependence on ladder access to change lamps and clean fittings

- reduces maintenance costs

- is applicable, with modifications, across a range of other locations where tall spaces need to be lit and where other existing solutions (such as electrically-operated rise-fall mechanisms) are not appropriate

- reduces health and safety risks without compromise to the historic quality of this building

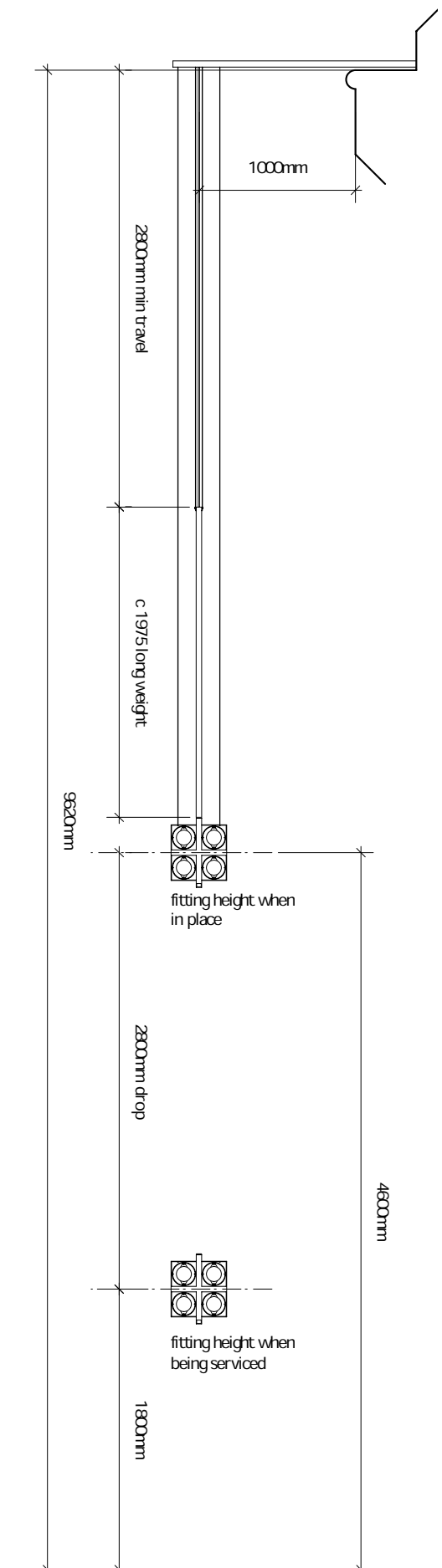
The development of the design required full implementation of the Working Well Together 4Cs:

- co-operation* between designers, manufacturers and third parties such as English Heritage

- communication* between all parties to the scheme

- competence* on the part of the designer in respect of conservation and health & safety issues

- commitment* on the part of all parties to the scheme



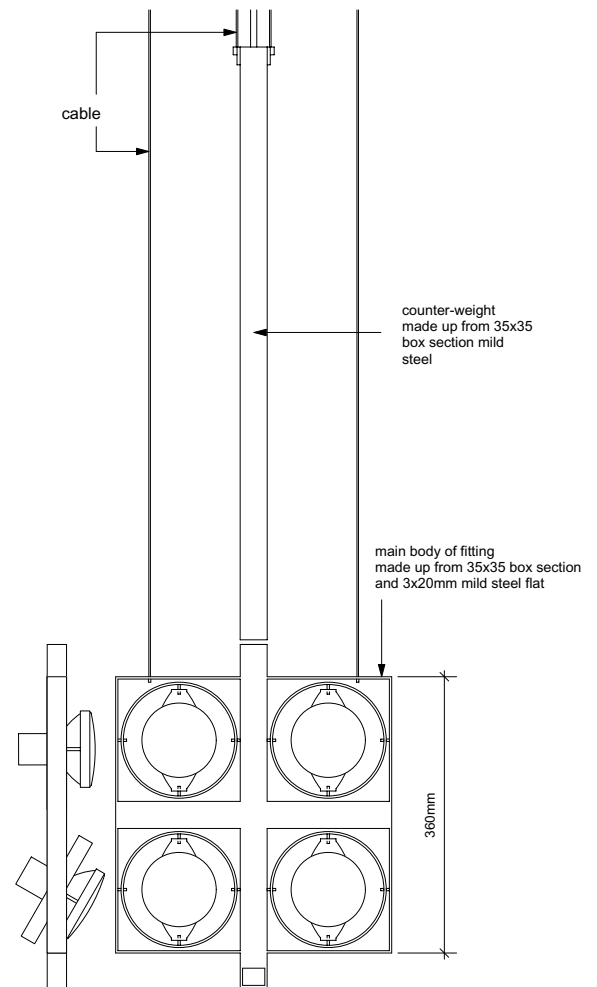
Project data

Location:

St Giles' Church
Camberwell Church Street
London SE5

architectural design:

Tim Gough RIBA
director, Austin Winkley & Associates
Studio F Whitacre Mews
Stannary Street London
SE11 4AB
t 020 7820 9929
f 020 7820 8084
info@austinwinkley.co.uk
www.austinwinkley.co.uk



overall lighting design, initial concept for rise-fall fitting and outline fitting design:

Tim Gough RIBA


lighting manufacture and detailed design (with architect) of light fitting:

Steve Lewis
6 Creakside
Deptford
London SE8 4SA
t 020 8692 2407

client:

Fr Nicholas George
St Giles' Vicarage, 81 Camberwell Church Street
London SE5 8RB






Rise-fall light fitting at St Giles' Church, Camberwell, London SE5

Austin Winkley & Associates



Rise-fall light fitting at St Giles' Church, Camberwell, London SE5



Rise-fall light fitting at St Giles' Church, Camberwell, London SE5

Austin Winkley & Associates